



TIC 2031-12

**TYPE TEST CERTIFICATE OF SHORT-CIRCUIT AND SWITCHING PERFORMANCE**

**APPARATUS** A three-phase three-position SF<sub>6</sub>-insulated switch in a metal-enclosed switchgear unit

**DESIGNATION** Simosec World R      **SERIAL No.** TBW 3600002919-0001/K997,  
TBW 3600002919-0001/K999,  
TBW 3600002919-0006

Rated voltage	24 kV (1)	Rated normal current	800 A
Rated short-circuit current	20 kA (2)	Rated frequency	50/60 Hz

(1) See note (1) and (2) on page 6.

**MANUFACTURER** Siemens Medium Voltage Switchgear Ltd.,  
Wuxi, China

**TESTED FOR** Siemens AG,  
Frankfurt am Main, Germany

**TESTED BY** KEMA HIGH-POWER LABORATORY  
Utrechtseweg 310 - 6812 AR Arnhem - The Netherlands

**DATE(S) OF TESTS** 5, 6, 7, 12, 13, 14 March and 7 May 2012

The apparatus, constructed in accordance with the description, drawings and photographs incorporated in this Certificate, has been subjected to the series of proving tests in accordance with

**IEC 62271-103** (2011) subclauses 6.6 (STC) and 6.101 (Making and breaking).  
**IEC 62271-102** (2012) subclauses 6.6 (STC) and 6.101 (Making).

This Type Test Certificate has been issued by KEMA following exclusively the STL Guides.

The results are shown in the record of Proving Tests and the oscillograms attached hereto. The values obtained and the general performance are considered to comply with the above Standard(s) and to justify the ratings assigned by the manufacturer as listed on page 6.

This Certificate applies only to the apparatus tested. The responsibility for conformity of any apparatus having the same designations with that tested rests with the Manufacturer.

This Certificate consists of 333 sheets in total.

© Copyright: Only integral reproduction of this Certificate is permitted without written permission from KEMA. Electronic copies in e.g. PDF-format or scanned version of this Certificate may be available and have the status "for information only".  
The sealed and bound version of the Certificate is the only valid version.

ВЕРНО С ОРИГИНАЛА

KEMA Nederland B.V.  
на основание чл. 36а, ал. 3 от ЗОП

S. M. Verhoeven  
Director Testing, Inspections &  
Certification The Netherlands

Arnhem, 4 July 2012



### 1 Certificate

A Certificate contains a record of a series of type tests carried out strictly in accordance with a recognized standard. The equipment tested has fulfilled the requirements of this standard and the relevant ratings assigned by the manufacturer are endorsed by KEMA. The Certificate is applicable only to the equipment tested. KEMA is responsible for the validity and the contents of the Certificate.

The responsibility for conformity of any apparatus having the same designation as the one tested rests with the manufacturer. The Certificate contains the essential drawings and a description of the equipment tested.

Detailed rules are given in KEMA's Certification procedure.

### 2 Report of Performance

A Report of Performance contains a record of one or more tests which have been carried out according to the client's instructions. These tests are not necessarily in accordance with a recognized standard. The test results do not verify ratings of the test object.

KEMA issues three types of Reports of Performance:

**2.1** *The tests have been carried out strictly in accordance with .... The apparatus has complied with the relevant requirements.*

This sentence will appear on the front page of a Report of Performance if the tests have been performed in accordance with a recognized standard, but the series of tests does not completely fulfil the requirements for a Certificate of Compliance (for example, if the number of test duties is not a complete series of type tests). The Report contains verified drawings and a description of the equipment tested. Detailed rules are given in KEMA's Certification procedure. The condition of the test object after the tests is assessed and recorded in the Report.

**2.2** *The tests have been carried out in accordance with the client's instructions. Test procedure and test parameters were based on ....*

This sentence will appear on the front page of a Report of Performance if the number of tests, the test procedure and the test parameters are based on a recognized standard and related to the ratings assigned by the manufacturer. If the apparatus does not pass the tests such behaviour will be mentioned on the front sheet. Verification of the drawings (if submitted) and assessment of the condition after the tests is only done on the client's request.

**2.3** *The tests have been carried out according to the client's instructions.*

This sentence will appear on the front page of a Report of Performance if the tests, test procedure and/or test parameters are not in accordance with a recognized standard.

### 3 Standards



When reference is made to a standard, and the date of issue is not stated, this applies to the latest issue, including amendments which have been officially published prior to the date of the tests.

### 4 Official and uncontrolled test documents

The official test documents of KEMA High-Power Laboratory are issued in bound form. Uncontrolled copies may be provided as loose sheets or as a digital file for convenience of reproduction by the client. The copyright has to be respected at all times.

### 5 Accuracy of measurement

In the table of test results the measured quantities are given in three digits. This method of presentation does not indicate an accuracy. The guaranteed uncertainty in the figures mentioned, taking into account the total measuring system, is less than 5%, unless mentioned otherwise.





TIC 2031-12

IDENTIFICATION OF THE APPARATUS TESTED

Page 6

RATINGS ASSIGNED BY THE MANUFACTURER

Voltage	24 kV (1)	
Normal current	800 A	
Number of poles	3	
Frequency	50/60 Hz	X
Short-time withstand current	20 kA (2)	X
Peak withstand current	52 kA (2)	X
Duration of short-circuit	3 s	X
Short-circuit making current	52 kA (2)	X
Mainly active load breaking current	800 A	X
Closed-loop breaking current	800 A	X
Line-charging breaking current	68 A	X
Cable-charging breaking current	68 A	X
Cable and Line-charging current under earth fault condition	118 A	X
Earth fault breaking current	204 A	X
Pressure for interruption and insulation SF <sub>6</sub> at 20 °C	0,14 MPa	
Type of switch	General purpose switch	
Class (service position)	E3, C2	X
Class (earth position)	E2	X

*[Handwritten signature]*

- (1) On request of the client the tests have been based on a voltage of 25 kV.
- (2) On request of the client the tests have been based on a short-circuit current of 21 kA and 54,6 kApeak.

X = This rating has been proved by the tests of this Certificate.

Switch is also suitable to operate under earth fault conditions in systems with isolated neutral or in resonant earthed systems.

*[Large handwritten signature]*

DESCRIPTION OF APPARATUS TESTED

A three-phase three-position SF<sub>6</sub>-insulated switch in a metal-enclosed switchgear unit


Minimum pressure for interruption at 20 °C	0,12 MPa
Maximum pressure for interruption at 20 °C	0,14 MPa

Mechanism:  
 Independent manual closing (springs).  
 Independent manual opening (springs).  
 For test purposes operated by robot, therefore no values of the opening and closing times are given in this Certificate.

ВЯРНО С ОРИГИНАЛА

TRAVEL RECORDER

Travel recorder attached to main contact shaft. Linear with contact travel.







TIC 2044-12

TYPE TEST CERTIFICATE OF SHORT-CIRCUIT PERFORMANCE

APPARATUS A three-phase earthing switch in an air-insulated metal-enclosed switchgear unit

DESIGNATION Simosec World T-Panel SERIAL No. TBW3600002919-0013

Rated voltage	24 kV (1)	Rated making current peak	5,2 kA
Rated short-circuit current	2 kA	Rated frequency	50/60 Hz

(1) See note (1) on page 4.

MANUFACTURER Siemens Medium Voltage Switchgear Ltd.,  
Wuxi, China

TESTED FOR Siemens AG,  
Frankfurt am Main, Germany

TESTED BY KEMA HIGH-POWER LABORATORY  
Utrechtseweg 310 - 6812 AR Arnhem - The Netherlands

DATE(S) OF TESTS 9 and 10 May 2012

The apparatus, constructed in accordance with the description, drawings and photographs incorporated in this Certificate, has been subjected to the series of proving tests in accordance with

IEC 62271-102 (2012) subclauses 6.6 (STC) and 6.101 (Making).

This Type Test Certificate has been issued by KEMA following exclusively the STL Guides.

The results are shown in the record of Proving Tests and the oscillograms attached hereto. The values obtained and the general performance are considered to comply with the above Standard(s) and to justify the ratings assigned by the manufacturer as listed on page 4.

This Certificate applies only to the apparatus tested. The responsibility for conformity of any apparatus having the same designations with that tested rests with the Manufacturer.


This Certificate consists of 30 sheets in total.

© Copyright: Only integral reproduction of this Certificate is permitted without written permission from KEMA. Electronic copies in e.g. PDF-format or scanned version of this Certificate may be available and have the status "for information only". The sealed and bound version of the Certificate is the only valid version.

KEMA Nederland B.V.  
 На основание чл. 36а, ал. 3 от ЗОП

S.M. Verhoeven  
 Director Testing, Inspections &  
 Certification The Netherlands

Arnhem, 10 July 2012





### 1 Certificate

A Certificate contains a record of a series of type tests carried out strictly in accordance with a recognized standard. The equipment tested has fulfilled the requirements of this standard and the relevant ratings assigned by the manufacturer are endorsed by KEMA. The Certificate is applicable only to the equipment tested. KEMA is responsible for the validity and the contents of the Certificate.

The responsibility for conformity of any apparatus having the same designation as the one tested rests with the manufacturer. The Certificate contains the essential drawings and a description of the equipment tested.

Detailed rules are given in KEMA's Certification procedure.

### 2 Report of Performance

A Report of Performance contains a record of one or more tests which have been carried out according to the client's instructions. These tests are not necessarily in accordance with a recognized standard. The test results do not verify ratings of the test object.

KEMA issues three types of Reports of Performance:

**2.1** *The tests have been carried out strictly in accordance with .... The apparatus has complied with the relevant requirements.*

This sentence will appear on the front page of a Report of Performance if the tests have been performed in accordance with a recognized standard, but the series of tests does not completely fulfil the requirements for a Certificate of Compliance (for example, if the number of test duties is not a complete series of type tests). The Report contains verified drawings and a description of the equipment tested. Detailed rules are given in KEMA's Certification procedure. The condition of the test object after the tests is assessed and recorded in the Report.

**2.2** *The tests have been carried out in accordance with the client's instructions. Test procedure and test parameters were based on ....*

This sentence will appear on the front page of a Report of Performance if the number of tests, the test procedure and the test parameters are based on a recognized standard and related to the ratings assigned by the manufacturer. If the apparatus does not pass the tests such behaviour will be mentioned on the front sheet. Verification of the drawings (if submitted) and assessment of the condition after the tests is only done on the client's request.

**2.3** *The tests have been carried out according to the client's instructions.*

This sentence will appear on the front page of a Report of Performance if the tests, test procedure and/or test parameters are not in accordance with a recognized standard.

### 3 Standards

When reference is made to a standard, and the date of issue is not stated, this applies to the latest issue, including amendments which have been officially published prior to the date of the tests.

### 4 Official and uncontrolled test documents

The official test documents of KEMA High-Power Laboratory are issued in bound form. Uncontrolled copies may be provided as loose sheets or as a digital file for convenience of reproduction by the client. The copyright has to be respected at all times.

### 5 Accuracy of measurement

In the table of test results the measured quantities are given in three digits. This method of presentation does not indicate an accuracy. The guaranteed uncertainty in the figures mentioned, taking into account the total measuring system, is less than 5%, unless mentioned otherwise.





TIC 2044-12

IDENTIFICATION OF THE APPARATUS TESTED

Page 4

**RATINGS ASSIGNED BY THE MANUFACTURER**

Voltage	24 kV (1)	
Number of poles	3	
Frequency	50/60 Hz	X
Short-time withstand current	2 kA	X
Peak withstand current	5,2 kA	X
Duration of short-circuit	1 s	X
Short-circuit making current	5,2 kA	X
Class	E2	X

(1) On request of the client the tests have been based on a voltage of 25 kV.

X = This rating has been proved by the tests of this Certificate.

**DESCRIPTION OF APPARATUS TESTED**

A three-phase earthing switch in an air-insulated metal-enclosed switchgear unit

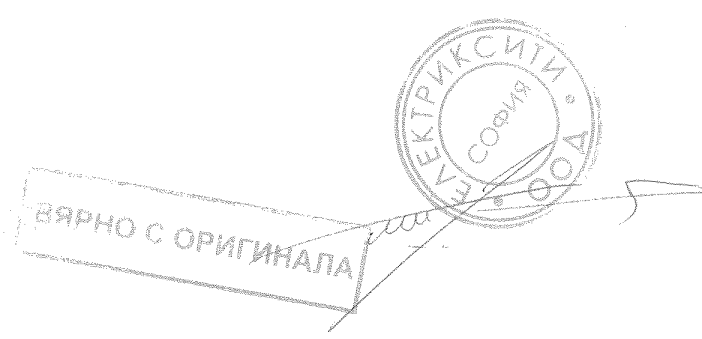
Mechanism:

- Independent manual closing (springs).
- Independent manual opening (springs).

For test purposes operated by robot, therefore no values of the opening and closing times are given in this Certificate.

**TRAVEL RECORDER**

No travel recorder fitted.









TIC 2107-12

TYPE TEST CERTIFICATE OF SHORT-CIRCUIT PERFORMANCE

APPARATUS A three-phase three-position SF<sub>6</sub>-insulated switch in a metal-enclosed switchgear unit

DESIGNATION Simosec World SERIAL No. TBW 3600002919-0008, TBW 3600002919-0043

Rated voltage	24 kV (1)	Rated normal current	200 A
Rated short-circuit current	10 kA	Rated frequency	50/60 Hz

(1) See note (1) on page 5.

MANUFACTURER Siemens AG, Frankfurt am Main, Germany

TESTED FOR Siemens AG, Frankfurt am Main, Germany

TESTED BY KEMA HIGH-POWER LABORATORY, Utrechtseweg 310 - 6812 AR Arnhem - The Netherlands

DATE(S) OF TESTS 25, 26, 27 April and 21, 22 June 2012

The apparatus, constructed in accordance with the description, drawings and photographs incorporated in this Certificate, has been subjected to the series of proving tests in accordance with

- IEC 62271-103 (2011) subclauses 6.6 (STC) and 6.101 (Making and breaking).
- IEC 62271-102 (2012) subclause 6.6 (STC).

This Type Test Certificate has been issued by KEMA following exclusively the STL Guides.

The results are shown in the record of Proving Tests and the oscillograms attached hereto. The values obtained and the general performance are considered to comply with the above Standard(s) and to justify the ratings assigned by the manufacturer as listed on page 5.

This Certificate applies only to the apparatus tested. The responsibility for conformity of any apparatus having the same designations with that tested rests with the Manufacturer.


This Certificate consists of 325 sheets in total.

© Copyright: Only integral reproduction of this Certificate is permitted without written permission from KEMA. Electronic copies in e.g. PDF-format or scanned version of this Certificate may be available and have the status "for information only". The sealed and bound version of the Certificate is the only valid version.

KEMA Nederland B.V.  
 на основание чл. 36а, ал. 3 от ЗОП

S.M. Verhoeven  
 Director Testing, Inspections &  
 Certification The Netherlands

Arnhem, 5 November 2012





### 1 Certificate

A Certificate contains a record of a series of type tests carried out strictly in accordance with a recognized standard. The equipment tested has fulfilled the requirements of this standard and the relevant ratings assigned by the manufacturer are endorsed by KEMA. The Certificate is applicable only to the equipment tested. KEMA is responsible for the validity and the contents of the Certificate.

The responsibility for conformity of any apparatus having the same designation as the one tested rests with the manufacturer. The Certificate contains the essential drawings and a description of the equipment tested.

Detailed rules are given in KEMA's Certification procedure.

### 2 Report of Performance

A Report of Performance contains a record of one or more tests which have been carried out according to the client's instructions. These tests are not necessarily in accordance with a recognized standard. The test results do not verify ratings of the test object.

KEMA issues three types of Reports of Performance:

*2.1 The tests have been carried out strictly in accordance with .... The apparatus has complied with the relevant requirements.*

This sentence will appear on the front page of a Report of Performance if the tests have been performed in accordance with a recognized standard, but the series of tests does not completely fulfil the requirements for a Certificate of Compliance (for example, if the number of test duties is not a complete series of type tests). The Report contains verified drawings and a description of the equipment tested. Detailed rules are given in KEMA's Certification procedure. The condition of the test object after the tests is assessed and recorded in the Report.

*2.2 The tests have been carried out in accordance with the client's instructions. Test procedure and test parameters were based on ....*

This sentence will appear on the front page of a Report of Performance if the number of tests, the test procedure and the test parameters are based on a recognized standard and related to the ratings assigned by the manufacturer. If the apparatus does not pass the tests such behaviour will be mentioned on the front sheet. Verification of the drawings (if submitted) and assessment of the condition after the tests is only done on the client's request.

*2.3 The tests have been carried out according to the client's instructions.*

This sentence will appear on the front page of a Report of Performance if the tests, test procedure and/or test parameters are not in accordance with a recognized standard.

### 3 Standards



When reference is made to a standard, and the date of issue is not stated, this applies to the latest issue, including amendments which have been officially published prior to the date of the tests.

### 4 Official and uncontrolled test documents

The official test documents of KEMA High-Power Laboratory are issued in bound form. Uncontrolled copies may be provided as loose sheets or as a digital file for convenience of reproduction by the client. The copyright has to be respected at all times.

### 5 Accuracy of measurement

In the table of test results the measured quantities are given in three digits. This method of presentation does not indicate an accuracy. The guaranteed uncertainty in the figures mentioned, taking into account the total measuring system, is less than 5%, unless mentioned otherwise.





TIC 2107-12

IDENTIFICATION OF THE APPARATUS TESTED

Page 5

RATINGS ASSIGNED BY THE MANUFACTURER

Voltage	24 kV (1)	
Normal current	200 A	
Number of poles	3	
Frequency	50/60 Hz	X
Short-time withstand current	10 kA	X
Peak withstand current	26 kA	X
Duration of short-circuit	1 s	X
Short-circuit making current	26 kA	X
Mainly active load breaking current	200 A	X
Closed-loop breaking current	200 A	X
Cable-charging breaking current	68 A	X
Pressure for interruption and insulation SF <sub>6</sub> at 20 °C	0,14 MPa	
Supply voltage of closing and opening devices	110 Vd.c.	
Type of switch	General purpose switch	
Class (service position)	E1 (2)	X
Class (earth position)	E0	X

(1) On request of the client the tests have been based on a voltage of 25 kV.  
(2) All breaking tests performed in accordance with class E3.

X = This rating has been proved by the tests of this Certificate.

*[Handwritten signature]*

DESCRIPTION OF APPARATUS TESTED

A three-phase three-position SF<sub>6</sub>-insulated switch in a metal-enclosed switchgear unit

Minimum pressure for interruption and insulation at 20 °C	0,12 MPa
Maximum pressure for interruption and insulation at 20 °C	0,14 MPa

Mechanism:  
Stored energy closing (springs, charged manually).  
Stored energy opening (springs, charged at closing).

Supply voltage closing coil	110 Vd.c.
Supply voltage opening coil	110 Vd.c.

*[Handwritten signature]*

TRAVEL RECORDER

Travel recorder attached to main contact shaft. Linear with contact travel.







TIC 2109-12

TYPE TEST CERTIFICATE OF SHORT-CIRCUIT PERFORMANCE

**APPARATUS** A three-phase switch-fuse combination consisting of a three-position SF<sub>6</sub>-insulated load-break switch-disconnector in an air-insulated metal-enclosed switchgear

**DESIGNATION** Load-break switch-disconnector LBS 2 with drive mechanism ESSA 1, tested in SIMOSEC transformer panel type T

**SERIAL No.** TBW3600002919-0065, TBW3600002919-0066, TBW3600002919-0067

Rated voltage	24 kV (1)	Rated normal current	68 A (2)
Rated short-circuit breaking current	25 kA	Rated frequency	50/60 Hz

(1) See note (1) on page 5.  
 (2) See note (2) on page 5.

**MANUFACTURER** Siemens Medium Voltage Switchgear Ltd.,  
Wuxi, China

**TESTED FOR** Siemens AG,  
Frankfurt am Main, Germany

**TESTED BY** KEMA HIGH-POWER LABORATORY  
Utrechtseweg 310 - 6812 AR Arnhem - The Netherlands

**DATE(S) OF TESTS** 26 and 27 July 2012

The apparatus, constructed in accordance with the description, drawings and photographs incorporated in this Certificate, has been subjected to the series of proving tests in accordance with


**IEC 62271-105** (2002) subclauses 6.101.2.1 TD<sub>isc</sub>, 6.101.2.2 TD<sub>IWmax</sub> and 6.101.2.4 TD<sub>lto</sub>.

This Type Test Certificate has been issued by KEMA following exclusively the STL Guides.

The results are shown in the record of Proving Tests and the oscillograms attached hereto. The values obtained and the general performance are considered to comply with the above Standard(s) and to justify the ratings assigned by the manufacturer as listed on page 5.

This Certificate applies only to the apparatus tested. The responsibility for conformity of any apparatus having the same designations with that tested rests with the Manufacturer.

This Certificate consists of 88 sheets in total.



© Copyright: Only integral reproduction of this Certificate is permitted without written permission from KEMA. Electronic copies in e.g. PDF-format or scanned version of this Certificate may be available and have the status "for information only".  
 The sealed and bound version of the Certificate is the only valid version.

KEMA Nederland B.V.  
 на основание чл. 36а, ал. 3 от ЗОП

S.A.M. Verhoeven  
 Director Testing, Inspections &  
 Certification The Netherlands

Arnhem, 21 May 2013

ВРНО С ОПРАВА  
 2013





### 1 Certificate

A Certificate contains a record of a series of type tests carried out strictly in accordance with a recognized standard. The equipment tested has fulfilled the requirements of this standard and the relevant ratings assigned by the manufacturer are endorsed by KEMA. The Certificate is applicable only to the equipment tested. KEMA is responsible for the validity and the contents of the Certificate.

The responsibility for conformity of any apparatus having the same designation as the one tested rests with the manufacturer. The Certificate contains the essential drawings and a description of the equipment tested.

Detailed rules are given in KEMA's Certification procedure.

### 2 Report of Performance

A Report of Performance contains a record of one or more tests which have been carried out according to the client's instructions. These tests are not necessarily in accordance with a recognized standard. The test results do not verify ratings of the test object.

KEMA issues three types of Reports of Performance:

**2.1** *The tests have been carried out strictly in accordance with .... The apparatus has complied with the relevant requirements.*

This sentence will appear on the front page of a Report of Performance if the tests have been performed in accordance with a recognized standard, but the series of tests does not completely fulfil the requirements for a Certificate of Compliance (for example, if the number of test duties is not a complete series of type tests). The Report contains verified drawings and a description of the equipment tested. Detailed rules are given in KEMA's Certification procedure. The condition of the test object after the tests is assessed and recorded in the Report.

**2.2** *The tests have been carried out in accordance with the client's instructions. Test procedure and test parameters were based on ....*

This sentence will appear on the front page of a Report of Performance if the number of tests, the test procedure and the test parameters are based on a recognized standard and related to the ratings assigned by the manufacturer. If the apparatus does not pass the tests such behaviour will be mentioned on the front sheet. Verification of the drawings (if submitted) and assessment of the condition after the tests is only done on the client's request.

**2.3** *The tests have been carried out according to the client's instructions.*

This sentence will appear on the front page of a Report of Performance if the tests, test procedure and/or test parameters are not in accordance with a recognized standard.

### 3 Standards


When reference is made to a standard, and the date of issue is not stated, this applies to the latest issue, including amendments which have been officially published prior to the date of the tests.

### 4 Official and uncontrolled test documents

The official test documents of KEMA High-Power Laboratory are issued in bound form. Uncontrolled copies may be provided as loose sheets or as a digital file for convenience of reproduction by the client. The copyright has to be respected at all times.

### 5 Accuracy of measurement

In the table of test results the measured quantities are given in three digits. This method of presentation does not indicate an accuracy. The guaranteed uncertainty in the figures mentioned, taking into account the total measuring system, is less than 5%, unless mentioned otherwise.





TIC 2109-12

IDENTIFICATION OF THE APPARATUS TESTED

Page 5

**RATINGS ASSIGNED BY THE MANUFACTURER**

Voltage	24 kV (1)	
Normal current	68 A (2)	
Number of poles	3	
Frequency	50/60 Hz	X
Short-circuit breaking current	25 kA	X
Short-circuit making current	65 kA	X
Duration of short-circuit	2 s	
Transfer current	1400 A	
Take-over current	1400 A	X
Pressure for interruption and insulation SF <sub>6</sub> at 20 °C	0,14 MPa	

**Fuse-link:**

Manufacturer	SIBA
Designation	3002243.100
Voltage	24 kV
Normal current	100 A
Breaking capacity	63 kA
Type of fuse striker	Medium Energy
Certificate	1244.0144.1.049

- (1) On request of the client the tests have been based on a voltage of 25 kV.
- (2) Normal current refers to fuse-link SIBA designation 3002243.100.

X = This rating has been proved by the tests of this Certificate.

**DESCRIPTION OF APPARATUS TESTED**

A three-phase switch-fuse combination consisting of a three-position SF<sub>6</sub>-insulated load-break switch-disconnector in an air-insulated metal-enclosed switchgear  
 Designation of the apparatus tested: Load-break switch-disconnector LBS 2.05-B with drive mechanism ESSA 1.01, tested in SIMOSEC transformer panel type T

Minimum pressure for interruption and insulation at 20 °C	0,12 MPa
Maximum pressure for interruption and insulation at 20 °C	0,14 MPa

**Mechanism:**

Stored energy closing (springs, charged manually).  
 Stored energy opening (springs, charged at closing).

Supply voltage closing coil	110 Vd.c.
Supply voltage opening coil	110 Vd.c.

**TRAVEL RECORDER**

Travel recorder attached to main contact shaft. Linear with contact travel.

ВЯРНО С ОРИГИНАЛА







Приложение 3 към Техническо предложение

СРОКОВЕ ЗА ДОСТАВКА

№	Наименование	Мярка	Количество със срок на доставка до 7 кал. дни	Количество със срок на доставка до 30 кал. дни
1	2	3		4
1	КРУ 24(25)/630/16, SF6 тов. прекъсвач - К	бр.	1	2
2	КРУ 12/630/16, SF6 тов. прекъсвач - К	бр.	1	2
3	КРУ 24(25)/630/16, SF6 тов. прекъсвач - Т	бр.	1	2
4	КРУ 12/630/16, SF6 тов. прекъсвач - Т	бр.	1	2
5	КРУ 24(25)/630/16, SF6 тов. прекъсвач - ШС	бр.	1	1
6	КРУ 12/630/16, SF6 тов. прекъсвач - ШС	бр.	1	1
7	КРУ 24(25)/630/16, SF6 тов. прекъсвачи - ККТ	бр.	1	1
8	КРУ 12/630/16, SF6 тов. прекъсвачи - ККТ	бр.	1	1
9	КРУ 24(25)/630/16, SF6 тов. прекъсвачи - КККТ	бр.	1	1
10	КРУ 12/630/16, SF6 тов. прекъсвачи - КККТ	бр.	1	1
11	КРУ 24(25)/630/16, SF6 тов. прекъсвачи - ККТТ	бр.	1	1
12	КРУ 12/630/16, SF6 тов. прекъсвачи - ККТТ	бр.	1	1
13	Капак краен/ляв или десен/	бр.	В зависимост от срока на доставка на модула КРУ за окомплектоване	В зависимост от срока на доставка на модула КРУ за окомплектоване
14	Връзки шинни 630А, компл.за КРУ	бр.	В зависимост от срока на доставка на модула КРУ за окомплектоване	В зависимост от срока на доставка на модула КРУ за окомплектоване
15	Лост за управление, КРУ 24kV	бр.	В зависимост от срока на доставка на модула КРУ за окомплектоване	В зависимост от срока на доставка на модула КРУ за окомплектоване
16	Изкл.боб.за КРУ24/630/16, тов.прек.-Т	бр.	В зависимост от срока на доставка на модула КРУ за окомплектоване	В зависимост от срока на доставка на модула КРУ за окомплектоване
17	Моторно задвижване за телеуправл. На КРУ	бр.	В зависимост от срока на доставка на модула КРУ за окомплектоване	В зависимост от срока на доставка на модула КРУ за окомплектоване
18	Укзател за сфазирание	бр.	В зависимост от срока на доставка на модула КРУ за окомплектоване	В зависимост от срока на доставка на модула КРУ за окомплектоване
19	К-т каб.гл.за КРУ, за модул „К“, 20kV, 185m <sup>2</sup>	бр.	В зависимост от срока на доставка на модула КРУ за окомплектоване	В зависимост от срока на доставка на модула КРУ за окомплектоване
20	К-т каб.гл.за КРУ, за модул „К“, 20kV, 95m <sup>2</sup>	бр.	В зависимост от срока на доставка на модула КРУ за окомплектоване	В зависимост от срока на доставка на модула КРУ за окомплектоване



**Забележки:**

- 1/ Срокът на доставките започва да тече от датата на изпращане на поръчката.
- 2/ Количествата в колона 4, със срок на доставка до 7 /седем/ календарни дни, се доставят след SAP поръчка до посочените в обявлението складове на Възложителя за покриване на спешни нужди на Възложителя.
- Възложителят може да поръчва посоченото спешно количество веднъж месечно.
- 3/ В случай, че крайният срок на доставката съвпада с празничен или неработен ден, то доставката се извършва не по-късно от първия работен ден след изтичането на срока.
- 4/ При поръчки на Възложителя на количества в рамките на потвърдените от Изпълнителя и недоставени в посочените срокове, ще бъдат налагани неустойки, съгласно условията на договора.
- 5/ Възложителят може да поръча количества по-малки от посочените в колони 4 и 5.
- 6/ Възложителят може да поръчва количества по-високи от посочените в колони 4 и 5, като това обстоятелство ще бъде посочено текстово в съответната поръчка изпратена към Изпълнителя. С потвърждението на поръчката, Изпълнителят вписва в същата очаквана дата за доставка на количествата надвишаващи посочените в колони 4 и 5.
- 7/ Количествата за доставка в колони 4 и 5 са отделни и независими едно от друго.
- 8/ Количествата за доставка в колона 5 не включват в себе си количествата за доставка в колона 4.
- 9/ Възложителят има право да направи едновременно поръчки за доставка на количества от колони 4 и 5.


- Забележка:**
1. При необходимост, когато се поръча КРУ за охрана трансформатор и се поръча изключвателна bobина, при доставката бобината да бъде монтирана вътре в КРУ-то;
  2. При необходимост, когато се поръча КРУ с моторче за телеуправление, то трябва да пристигне оборудвано заедно с моторчето.
  3. Сроковете на доставка на резервните части, предвид окомплектоването, са съобразно сроковете на доставка на комплектните комутационни устройства

Дата 19.03.2020 г.

ПОДПИС И ПЕЧАТ:

на основание чл. 36а, ал. 3 от ЗОП

Георги Миков  
(име и фамилия)  
Управител  
(длъжност на представляващия участника)



330

